

PV212

Druck Hydraulic Hand Pump

The PV212 is a high-quality hand pump designed to quickly and easily generate hydraulic pressures. The construction materials make it compatible with most fluid media and an optional seal kit can be supplied for many applications. The built-in vernier provides excellent control and is easy to adjust even at high pressures.

The dual stage pump includes a selector valve which increases the priming speed and greatly reduces the effort required to generate high pressures. An optional pressure relief valve can be supplied to provide protection to connected instruments (Included in 104 and 104S Test Kits).

Features

- Pressures to 700 bar (10,000 psi) or 1,000 bar (15,000 psi)
- Compatible with mineral oil or distilled water
- Quick priming and pressure generation
- Hydraulic pressure sources for pressures up to 1,000 bar (15,000 psi)
- 100 CC transparent reservoir which can be filled during operation.
- Vernier adjust for fine control
- Optional pressure release valves, offers outstanding control for decreasing pressures



PV212 Specifications

(See Page 4 for Ordering Information)

General

Pressure Ranges

- PV212-22: 0 to 700 bar (0 to 10,000 psi)
- PV212-23: 0 to 1000 bar (0 to 15,000 psi)

Materials

Series 300 stainless steel, brass, nickel plated brass, Polyester, Nitrile, polyurethane and PTFE

Fluid Media

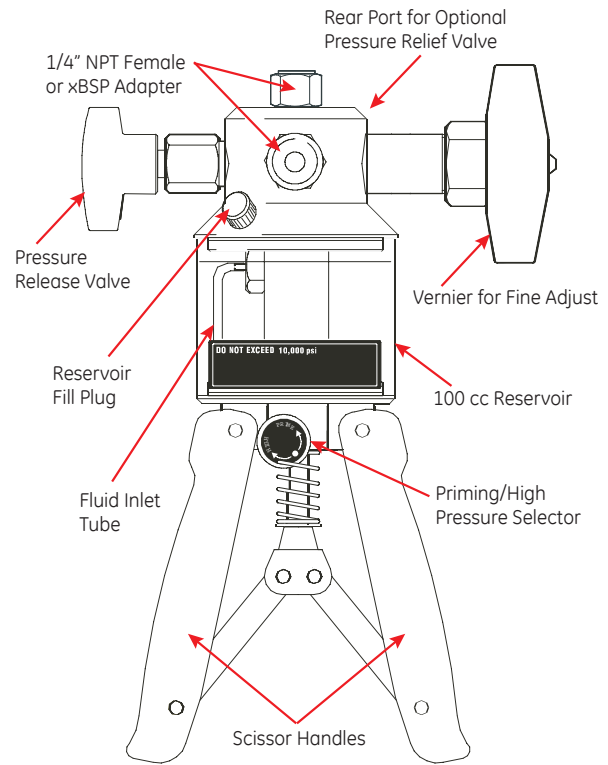
Mineral oil, distilled water

Dimensions (L x W x D)

23 cm x 16 cm x 7 cm (9 in. x 6.25 in. x 2.75 in.)

Weight

Approximately 1.6 kg (3.5 lb).



PV212-X Components

PV212 Accessories Specifications

HK212 High Pressure Hose Kit Specifications

The HK212 are high quality pressure hose kits designed to operate with the PV212. The standard stainless steel/nylon construction is suitable for use with oil or water.

- Self-sealing fittings—finger tight connections
- Low volumetric expansion—negligible pressure drop
- Heavy duty construction

Working Pressure

1000 bar (15,000 psi)

Minimum Burst Pressure

2500 bar (36,200 psi)

Pressure Connections

- B : BSP
- N : NPT

Minimum Bend Radius

5.7 cm (2.25 in.)

Working Temperature

-30°C to 80°C (-22°F to 176°F)

Construction

Nylon, stainless steel, brass, PTFE, nitrile

Outer Diameter

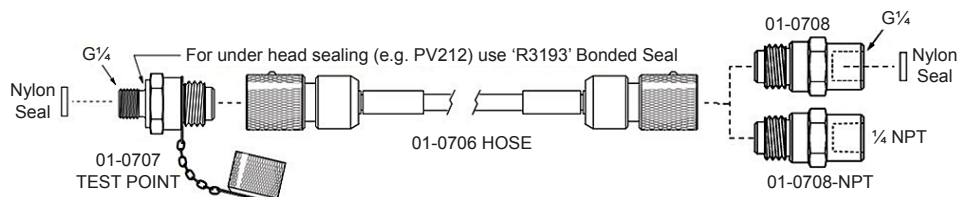
6.4 mm (0.25 in.)

Bore

3.3 mm (0.13 in.)

Fluid Media

Mineral oil and distilled water



PRV212 Adjustable Pressure Relief Valve Specifications

The PRV212 is a pressure relief valve designed for use with the PV212 Series of hydraulic hand pumps to provide overpressure protection to instruments under test. The PRV212 mounts directly on to the PV212 and is supplied in factory preset configurations which can be user adjusted.

Material

303 stainless steel

Inlet Connection

G 1/4" male

Seals

Polyurethane, PTFE, nitrile, nylon

Maximum Working Pressure

1000 bar (15,000 psi)

Dimensions

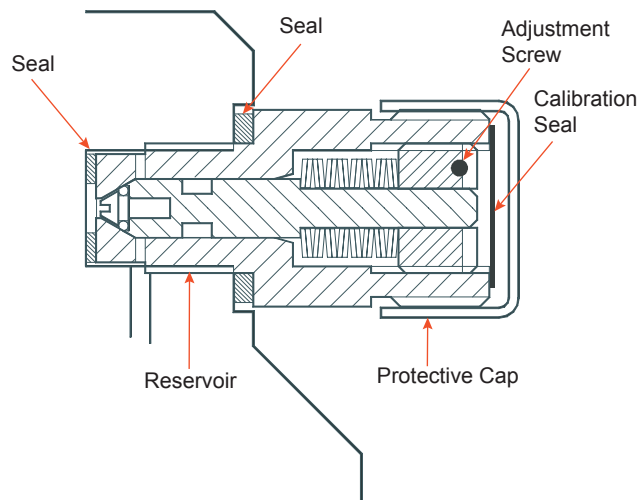
4 cm x 2.2 cm diameter (1.6 in. x .87 in.)

Weight

62 g (2.1 oz)

Accuracy/Repeatability

±10% nominal setting



PRV212 Schematic

PV212 Adaptor Sets

PV212-Adaptors1 – (PV212 Set of BSP to BSP Adaptors)

- 1/4" BSP Male x 1/8" BSP Male
- 1/4" BSP Male x 1/8" BSP Female
- 1/4" BSP Male x 3/8" BSP Female
- 1/4" BSP Male x 1/2" BSP Female
- 1/4" BSP Male x 1/4" BSP Male

PV212-Adaptors2 – (PV212 Set of BSP to NPT Adaptors)

- 1/4" BSP Male x 1/2" NPT Female
- 1/4" BSP Male x 3/8" NPT Female
- 1/4" BSP Male x 1/8" NPT Female
- 1/4" BSP Male x 1/4" NPT Female
- 1/4" BSP Male x 1/4" BSP Male
- 1/4" BSP Male x 1/4" NPT Male

PV212-Adaptors3 – (PV212 Set of NPT to NPT Adaptors)

- 1/42 NPT Male x 1/4" NPT Male
- 1/4" NPT Male x 1/8" NPT Male
- 1/4" NPT Male x 1/8" NPT Female
- 1/4" NPT Male x 3/8" NPT Female
- 1/4" NPT Male x 1/2" NPT Female
- 1/4" NPT Male x 1/4" BSP Female

Ordering Information

Use this table to order "PV212-X"

PV212	PV212 Hydraulic Hand Pump			
-22	700 bar/10000 psi			
-23	1000 bar/15000 psi			
-P	Pump Only	(Pump supplied in cardboard box, with basic BSP and NPT adaptors)		
-TK	Pump Test Kit	(Pump supplied in Transit case with relevant adaptor kit and hoses)		
-104	Pump Test Kit	(Pump supplied in Transit case with relevant adaptor kit, hoses, PRV, and DPII04)		
-104S	Pump Test Kit	(Pump supplied in Transit case with relevant adaptor kit, hoses, PRV, and DPII04S)		
-B	BSP	(Only mandatory to select one if "TK, 104 or 104S" is selected)		
-N	NPT	(Only mandatory to select one if "TK, 104 or 104S" is selected)		
-16A		(See tables below if "104 or 104S" is selected)		
-16G		(See tables below if "104 or 104S" is selected)		
-18S		(See tables below if "104 or 104S" is selected)		
-20S		(See tables below if "104 or 104S" is selected)		
-22S		(See tables below if "104 or 104S" is selected)		
-23S		(See tables below if "104 or 104S" is selected)		
PV212	-22	-104S	-B	-16A
(Typical Model Number)				

Other examples may be: **PV212-22-P** (Pump Only)
PV212-22-TK-B (Pump Kit with BSP Fittings)
PV212-23-104S-B-16A (Pump Kit with BSP Fittings & DPII04-S)

DPII04/DPII04S Pressure Ranges for Fitting B - BSP	
Code	Description
16A	70 bar absolute
16G	70 bar gauge
18S	200 bar sealed gauge
20S	350 bar sealed gauge
22S	700 bar sealed gauge
23S	1000 bar sealed gauge

DPII04/DPII04S Pressure Ranges for Fitting N - NPT	
Code	Description
16A	1000 psi absolute
16G	1000 psi gauge
18S	3000 psi sealed gauge
20S	5000 psi sealed gauge
22S	10000 psi sealed gauge
23S	15000 psi sealed gauge

ACCESSORIES (Order all items separately using the below Part Numbers)	
Part Number	Description
PV212-Adaptors1	PV212 Set of BSP to BSP Adaptors
PV212-Adaptors2	PV212 Set of BSP to NPT Adaptors
PV212-Adaptors3	PV212 set of NPT to NPT Adaptors
PV212-TC	PV212 Transit Case
PV212-SK	PV212 Common Service Kit
HK212-B-1	High Pressure Hose Kit (1m BSP)
HK212-B-2	High Pressure Hose Kit (2m BSP)
HK212-N-1	High Pressure Hose Kit (1m NPT)
HK212-N-2	High Pressure Hose Kit (2m NPT)
PRV212-1	Pressure Relief Valve 50 bar
PRV212-2	Pressure Relief Valve 200 bar
PRV212-3	Pressure Relief Valve 400 bar
PRV212-4	Pressure Relief Valve 700 bar
PRV212-5	Pressure Relief Valve 1000 bar
1S-PRVSK1	PRV212 Relief Valve Common Seal Kit

Spares (Order all items separately using the below Part Numbers)	
Part Number	Description
PV212A12IM2038-1	PV212-22 Fine Control Assembly 700 bar
PV212A12IM2038-2	PV212-23 Fine Control Assembly 1000 bar
PV212A12IM2038-3	PV212-22 Handle/Piston Assembly 700 bar
PV212A12IM2038-4	PV212-23 Handle/Piston Assembly 1000 bar
PV212A12IM2038-5	PV212 Common Release Valve Assembly
PV212A12IM2038-6	PV212 Pump Labels
PV212A12IM2038-7	PV212 Blanking Plug Kit
PV212-SK-FULL	PV212 Common Seal Kit

Druck.com

Copyright 2020, Baker Hughes Company. This material contains one or more registered trademark of Baker Hughes Company and its subsidiaries in one or more countries. All third-party product and company names are trademarks of their respective holders.

920-226D

InstruMetrics
ENGINEERING

Baker Hughes